Balance Sheet

HOA: Midtown Reserve Homeowners Association Inc

As of 03/31/21 (accrual basis)

ASSETS	
Bank	
1000 Midtown Operating	60,784.96
Total Bank	60,784.96
Accounts Receivable	
1100 Accounts Receivable	5,147.99
Total Accounts Receivable	5,147.99
Other Current Asset	
1200 Undeposited Funds	3,111.07
Total Other Current Asset	3,111.07
TOTAL ASSETS	**69,044.02**
LIABILITIES & EQUITY	
Liabilities	
Accounts Payable	
2000 Accounts Payable	8,943.79
Total Accounts Payable	8,943.79
Total Liabilities	8,943.79
Equity	
3000 Net Income	72,638.75
3001 Retained Earnings	-12,538.52
Total Equity	60,100.23
TOTAL LIABILITIES & EQUITY	**69,044.02**

Profit & Loss

HOA: Midtown Reserve Homeowners Association Inc

01/01/21 - 03/31/21 (accrual basis)

	Amount
INCOME	
4100 HOA Income (non-posting)	
4101 Administrative Fees	20.00
4102 Transfer Fees	345.00
4110 Annual Dues Income	
4111 Builder Dues	63,292.53
4112 Homeowner Dues	31,438.18
4110 Total Annual Dues Income	94,730.71
4125 Finance Charges	-5.62
4100 Total HOA Income (non-posting)	95,090.09
4900 Other Property Income (non-posting)	
4902 Landscaping	9,659.66
4900 Total Other Property Income (non-posting)	9,659.66
TOTAL INCOME	**104,749.75**
EXPENSE	
5000 HOA Mgmt/Assoc. Service	5,046.00
5030 Grounds Maintenance (non-posting)	
5032 Landscape & Turf Maintenance	17,685.33
5030 Total Grounds Maintenance (non-posting)	17,685.33
5070 Insurance Expense (non-posting)	
5073 Directors & Officers	2,092.00
5070 Total Insurance Expense (non-posting)	2,092.00
5080 Legal and Other Professional Fees (non-posting)	
5082 Legal Fees	1,771.50
5080 Total Legal and Other Professional Fees (non-posti	1,771.50
5100 Repairs & Maintenance Expense (non-posting)	
5109 Miscellaneous Repairs Expense	225.00
5100 Total Repairs & Maintenance Expense (non-posting	225.00
5300 Taxes Expense (non-posting)	350.00
5400 Utilities Expense (non-posting)	
5401 Electric	1,127.71
5402 Sprinkler	12.36
5404 Fiber Connection	3,700.00
5400 Total Utilities Expense (non-posting)	4,840.07
5600 Office Expense (non-posting)	
5601 Office supplies	22.51
5605 Postage & Mail Out	78.59
5600 Total Office Expense (non-posting)	101.10
TOTAL EXPENSE	**32,111.00**
NET INCOME	**72,638.75**

NET INCOME SUMMARY

Income	104,749.75
Expense	-32,111.00
NET INCOME	**72,638.75**

Balance Sheet Comparison

HOA: Midtown Reserve Homeowners Association Inc

Comparison Periods: As of 12/31/20 and As of 03/31/21 (accrual basis)

	Amount as of 12/31/2020	Amount as of 3/31/2021	$ Change	% Change
ASSETS				
Bank				
1000 Midtown Operating	4,437.78	60,784.96	-56,347.18	-92.7 %
Total Bank	4,437.78	60,784.96	-56,347.18	-92.7 %
Accounts Receivable				
1100 Accounts Receivable	-3,411.55	5,147.99	-8,559.54	-166.3 %
Total Accounts Receivable	-3,411.55	5,147.99	-8,559.54	-166.3 %
Other Current Asset				
1200 Undeposited Funds	809.59	3,111.07	-2,301.48	-74.0 %
Total Other Current Asset	809.59	3,111.07	-2,301.48	-74.0 %
TOTAL ASSETS	**1,835.82**	**69,044.02**	**-67,208.20**	**-97.3 %**
LIABILITIES & EQUITY				
Liabilities				
Accounts Payable				
2000 Accounts Payable	14,374.34	8,943.79	5,430.55	60.7 %
Total Accounts Payable	14,374.34	8,943.79	5,430.55	60.7 %
Total Liabilities	14,374.34	8,943.79	5,430.55	60.7 %
Equity				
3000 Net Income	-17,986.35	72,638.75	-90,625.10	-124.8 %
3001 Retained Earnings	5,447.83	-12,538.52	17,986.35	143.4 %
Total Equity	-12,538.52	60,100.23	-72,638.75	-120.9 %
TOTAL LIABILITIES & EQUITY	**1,835.82**	**69,044.02**	**-67,208.20**	**-97.3 %**

Profit & Loss 12 Month Recap

HOA: Midtown Reserve Homeowners Association Inc

Monthly recap 04/01/20 - 03/31/21 (accrual basis)

	APR 20	MAY 20	JUN 20	JUL 20	AUG 20	SEP 20	OCT 20	NOV 20	DEC 20	JAN 21	FEB 21	MAR 21	TOTAL
INCOME													
4100 HOA Income (non-p													
4101 Administrative Fe	0.00	0.00	0.00	0.00	0.00	0.00	0.00	0.00	0.00	20.00	0.00	0.00	20.00
4102 Transfer Fees	70.00	35.00	125.00	175.00	70.00	70.00	140.00	105.00	245.00	105.00	70.00	170.00	1,380.00
4110 Annual Dues Inco													
4111 Builder Dues	0.00	0.00	8,146.38	7,428.50	2,455.99	0.00	1,678.26	0.00	-2.05	64,160.96	0.00	-868.43	82,999.61
4112 Homeowner Du	1,108.61	0.00	1,024.59	850.40	147.54	241.80	459.68	159.86	239.76	28,493.65	0.00	2,944.53	35,670.42
4110 Total Annual Du	1,108.61	0.00	9,170.97	8,278.90	2,603.53	241.80	2,137.94	159.86	237.71	92,654.61	0.00	2,076.10	118,670.03
4125 Finance Charges	0.00	0.00	0.00	0.00	0.00	0.00	0.00	0.00	0.00	0.00	0.00	-5.62	-5.62
4100 Total HOA Income	1,178.61	35.00	9,295.97	8,453.90	2,673.53	311.80	2,277.94	264.86	482.71	92,779.61	70.00	2,240.48	120,064.41
4900 Other Property Incor													
4902 Landscaping	0.00	0.00	0.00	0.00	0.00	0.00	4,716.08	0.00	0.00	4,716.08	2,358.04	2,585.54	14,375.74
4900 Total Other Prope	0.00	0.00	0.00	0.00	0.00	0.00	4,716.08	0.00	0.00	4,716.08	2,358.04	2,585.54	14,375.74
TOTAL INCOME	**1,178.61**	**35.00**	**9,295.97**	**8,453.90**	**2,673.53**	**311.80**	**6,994.02**	**264.86**	**482.71**	**97,495.69**	**2,428.04**	**4,826.02**	**134,440.15**
EXPENSE													
5000 HOA Mgmt/Assoc. S	522.00	522.00	522.00	768.00	1,068.00	1,170.00	1,170.00	1,260.00	1,254.00	1,260.00	1,260.00	2,526.00	13,302.00
5030 Grounds Maintenanc													
5031 Irrigation Repair	0.00	0.00	0.00	0.00	0.00	0.00	54.63	0.00	0.00	0.00	0.00	0.00	54.63
5032 Landscape & Turf	1,623.75	6,170.26	1,623.75	2,327.38	3,767.10	5,895.11	11,930.95	5,895.11	5,895.11	5,895.11	5,895.11	5,895.11	62,813.85
5030 Total Grounds Ma	1,623.75	6,170.26	1,623.75	2,327.38	3,767.10	5,895.11	11,985.58	5,895.11	5,895.11	5,895.11	5,895.11	5,895.11	62,868.48
5070 Insurance Expense (													
5073 Directors & Office	0.00	0.00	0.00	0.00	0.00	0.00	0.00	0.00	0.00	0.00	0.00	2,092.00	2,092.00
5070 Total Insurance E	0.00	0.00	0.00	0.00	0.00	0.00	0.00	0.00	0.00	0.00	0.00	2,092.00	2,092.00
5080 Legal and Other Pro													
5082 Legal Fees	0.00	0.00	0.00	0.00	0.00	0.00	0.00	117.00	0.00	0.00	0.00	1,771.50	1,888.50
5080 Total Legal and O	0.00	0.00	0.00	0.00	0.00	0.00	0.00	117.00	0.00	0.00	0.00	1,771.50	1,888.50
5100 Repairs & Maintenar													
5109 Miscellaneous Re	0.00	0.00	0.00	0.00	0.00	0.00	0.00	0.00	460.00	-230.00	455.00	0.00	685.00
5100 Total Repairs & M	0.00	0.00	0.00	0.00	0.00	0.00	0.00	0.00	460.00	-230.00	455.00	0.00	685.00
5300 Taxes Expense (nor	0.00	0.00	0.00	0.00	0.00	0.00	0.00	0.00	0.00	350.00	0.00	0.00	350.00
5400 Utilities Expense (nc													
5401 Electric	220.79	42.56	72.67	0.00	0.00	3,594.24	232.78	284.35	347.70	520.37	511.57	95.77	5,922.80
5402 Sprinkler	0.00	0.00	0.00	0.00	0.00	0.00	315.70	263.70	68.31	406.06	456.01	-849.71	660.07
5404 Fiber Connection	100.00	250.00	200.00	325.00	375.00	425.00	550.00	625.00	0.00	1,700.00	950.00	1,050.00	6,550.00
5400 Total Utilities Exp	320.79	292.56	272.67	325.00	375.00	4,019.24	1,098.48	1,173.05	416.01	2,626.43	1,917.58	296.06	13,132.87

	APR 20	MAY 20	JUN 20	JUL 20	AUG 20	SEP 20	OCT 20	NOV 20	DEC 20	JAN 21	FEB 21	MAR 21	TOTAL
5600 Office Expense (non													
5601 Office supplies	0.00	0.00	0.00	0.00	0.00	0.00	0.00	0.00	0.00	0.00	22.51	0.00	22.51
5605 Postage & Mail O	2.00	0.00	0.00	0.00	0.00	1.93	0.00	0.85	0.00	61.76	5.65	11.18	83.37
5600 Total Office Exper	2.00	0.00	0.00	0.00	0.00	1.93	0.00	0.85	0.00	61.76	28.16	11.18	105.88
5800 Other Expenses													
5806 Other Service Fee	0.00	0.00	7,471.06	0.00	0.00	0.00	0.00	0.00	0.00	0.00	0.00	0.00	7,471.06
5800 Total Other Exper	0.00	0.00	7,471.06	0.00	0.00	0.00	0.00	0.00	0.00	0.00	0.00	0.00	7,471.06
6100 Construction Expens													
6101 Contractors	0.00	491.06	0.00	0.00	0.00	0.00	2,535.00	0.00	0.00	0.00	0.00	0.00	3,026.06
6100 Total Construction	0.00	491.06	0.00	0.00	0.00	0.00	2,535.00	0.00	0.00	0.00	0.00	0.00	3,026.06
TOTAL EXPENSE	**2,468.54**	**7,475.88**	**9,889.48**	**3,420.38**	**5,210.10**	**11,086.28**	**16,789.06**	**8,446.01**	**8,025.12**	**9,963.30**	**9,555.85**	**12,591.85**	**104,921.85**
NET INCOME	**-1,289.93**	**-7,440.88**	**-593.51**	**5,033.52**	**-2,536.57**	**-10,774.48**	**-9,795.04**	**-8,181.15**	**-7,542.41**	**87,532.39**	**-7,127.81**	**-7,765.83**	**29,518.30**

	APR 20	MAY 20	JUN 20	JUL 20	AUG 20	SEP 20	OCT 20	NOV 20	DEC 20	JAN 21	FEB 21	MAR 21	TOTAL
NET INCOME SUMMARY													
Income	1,178.61	35.00	9,295.97	8,453.90	2,673.53	311.80	6,994.02	264.86	482.71	97,495.69	2,428.04	4,826.02	134,440.15
Expense	-2,468.54	-7,475.88	-9,889.48	-3,420.38	-5,210.10	-11,086.28	-16,789.06	-8,446.01	-8,025.12	-9,963.30	-9,555.85	-12,591.85	-104,921.85
NET INCOME	**-1,289.93**	**-7,440.88**	**-593.51**	**5,033.52**	**-2,536.57**	**-10,774.48**	**-9,795.04**	**-8,181.15**	**-7,542.41**	**87,532.39**	**-7,127.81**	**-7,765.83**	**29,518.30**

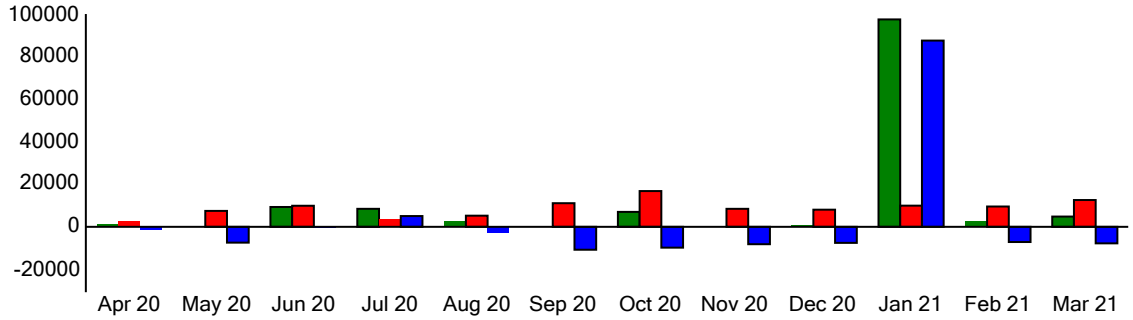



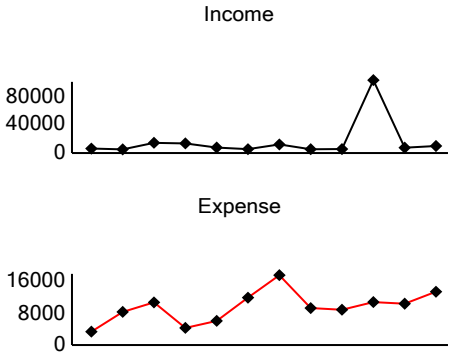

Trial Balance Activity

HOA: Midtown Reserve Homeowners Association Inc

Date Range: 01/01/21 - 03/31/21 (accrual basis)

Account	Beginning Balance	Debit	Credit	Ending Balance
1000 Midtown Operating	4,437.78	56,347.18		60,784.96
1100 Accounts Receivable	-3,411.55	8,559.54		5,147.99
1200 Undeposited Funds	809.59	2,301.48		3,111.07
2000 Accounts Payable	-14,374.34	5,430.55		-8,943.79
3001 Retained Earnings	12,538.52			12,538.52
4101 Administrative Fees	0.00		20.00	-20.00
4102 Transfer Fees	0.00		345.00	-345.00
4111 Builder Dues	0.00		63,292.53	-63,292.53
4112 Homeowner Dues	0.00		31,438.18	-31,438.18
4125 Finance Charges	0.00	5.62		5.62
4902 Landscaping	0.00		9,659.66	-9,659.66
5000 HOA Mgmt/Assoc. Service	0.00	5,046.00		5,046.00
5032 Landscape & Turf Maintenance	0.00	17,685.33		17,685.33
5073 Directors & Officers	0.00	2,092.00		2,092.00
5082 Legal Fees	0.00	1,771.50		1,771.50
5109 Miscellaneous Repairs Expense	0.00	225.00		225.00
5300 Taxes Expense (non-posting)	0.00	350.00		350.00
5401 Electric	0.00	1,127.71		1,127.71
5402 Sprinkler	0.00	12.36		12.36
5404 Fiber Connection	0.00	3,700.00		3,700.00
5601 Office supplies	0.00	22.51		22.51
5605 Postage & Mail Out	0.00	78.59		78.59
	0.00	**104,755.37**	**104,755.37**	**0.00**

Cash Flow 12 Month Recap

All HOAs

04/01/20 - 03/31/21 (accrual basis)

	APR 20	MAY 20	JUN 20	JUL 20	AUG 20	SEP 20	OCT 20	NOV 20	DEC 20	JAN 21	FEB 21	MAR 21	TOTAL
OPERATING ACTIVITIES													
INCOME													
4000 Management Fee Income	522.00	-522.00	-768.00	768.00	0.00	-1,170.00	-90.00	1,260.00	1,254.00	-1,254.00	0.00	1,266.00	1,266.00
4100 HOA Income (non-posting)													
4101 Administrative Fees	0.00	0.00	0.00	0.00	0.00	0.00	0.00	0.00	0.00	20.00	0.00	0.00	20.00
4102 Transfer Fees	70.00	35.00	125.00	175.00	70.00	70.00	140.00	105.00	245.00	105.00	70.00	170.00	1,380.00
4110 Annual Dues Income													
4111 Builder Dues	0.00	0.00	8,146.38	7,428.50	2,455.99	0.00	1,678.26	0.00	-2.05	64,160.96	0.00	-868.43	82,999.61
4112 Homeowner Dues	1,108.61	0.00	1,024.59	850.40	147.54	241.80	459.68	159.86	239.76	28,493.65	0.00	2,944.53	35,670.42
4110 Total Annual Dues Income	1,108.61	0.00	9,170.97	8,278.90	2,603.53	241.80	2,137.94	159.86	237.71	92,654.61	0.00	2,076.10	118,670.03
4125 Finance Charges	0.00	0.00	0.00	0.00	0.00	0.00	0.00	0.00	0.00	0.00	0.00	-5.62	-5.62
4100 Total HOA Income (non-posting)	1,178.61	35.00	9,295.97	8,453.90	2,673.53	311.80	2,277.94	264.86	482.71	92,779.61	70.00	2,240.48	120,064.41
4900 Other Property Income (non-posting)													
4902 Landscaping	0.00	0.00	0.00	0.00	0.00	0.00	4,716.08	0.00	0.00	4,716.08	2,358.04	2,585.54	14,375.74
4900 Total Other Property Income (non-posting)	0.00	0.00	0.00	0.00	0.00	0.00	4,716.08	0.00	0.00	4,716.08	2,358.04	2,585.54	14,375.74
TOTAL INCOME	**1,700.61**	**-487.00**	**8,527.97**	**9,221.90**	**2,673.53**	**-858.20**	**6,904.02**	**1,524.86**	**1,736.71**	**96,241.69**	**2,428.04**	**6,092.02**	**135,706.15**
EXPENSE													
5000 HOA Mgmt/Assoc. Service	-522.00	-522.00	-522.00	-768.00	-1,068.00	-1,170.00	-1,170.00	-1,260.00	-1,254.00	-1,260.00	-1,260.00	-2,526.00	-13,302.00
5030 Grounds Maintenance (non-posting)													
5031 Irrigation Repair	0.00	0.00	0.00	0.00	0.00	0.00	-54.63	0.00	0.00	0.00	0.00	0.00	-54.63
5032 Landscape & Turf Maintenance	-1,623.75	-6,170.26	-1,623.75	-2,327.38	-3,767.10	-5,895.11	-11,930.95	-5,895.11	-5,895.11	-5,895.11	-5,895.11	-5,895.11	-62,813.85
5030 Total Grounds Maintenance (non-posting)	-1,623.75	-6,170.26	-1,623.75	-2,327.38	-3,767.10	-5,895.11	-11,985.58	-5,895.11	-5,895.11	-5,895.11	-5,895.11	-5,895.11	-62,868.48
5070 Insurance Expense (non-posting)													
5073 Directors & Officers	0.00	0.00	0.00	0.00	0.00	0.00	0.00	0.00	0.00	0.00	0.00	-2,092.00	-2,092.00
5070 Total Insurance Expense (non-posting)	0.00	0.00	0.00	0.00	0.00	0.00	0.00	0.00	0.00	0.00	0.00	-2,092.00	-2,092.00
5080 Legal and Other Professional Fees (non-posting)													
5082 Legal Fees	0.00	0.00	0.00	0.00	0.00	0.00	0.00	-117.00	0.00	0.00	0.00	-1,771.50	-1,888.50
5080 Total Legal and Other Professional Fees (non-posting)	0.00	0.00	0.00	0.00	0.00	0.00	0.00	-117.00	0.00	0.00	0.00	-1,771.50	-1,888.50
5100 Repairs & Maintenance Expense (non-posting)													
5109 Miscellaneous Repairs Expense	0.00	0.00	0.00	0.00	0.00	0.00	0.00	0.00	-460.00	230.00	-455.00	0.00	-685.00
5100 Total Repairs & Maintenance Expense (non-posting)	0.00	0.00	0.00	0.00	0.00	0.00	0.00	0.00	-460.00	230.00	-455.00	0.00	-685.00
5300 Taxes Expense (non-posting)	0.00	0.00	0.00	0.00	0.00	0.00	0.00	0.00	0.00	-350.00	0.00	0.00	-350.00
5400 Utilities Expense (non-posting)													

	APR 20	MAY 20	JUN 20	JUL 20	AUG 20	SEP 20	OCT 20	NOV 20	DEC 20	JAN 21	FEB 21	MAR 21	TOTAL
5401 Electric	-220.79	-42.56	-72.67	0.00	0.00	-3,594.24	-232.78	-284.35	-347.70	-520.37	-511.57	-95.77	-5,922.80
5402 Sprinkler	0.00	0.00	0.00	0.00	0.00	0.00	-315.70	-263.70	-68.31	-406.06	-456.01	849.71	-660.07
5404 Fiber Connection	-100.00	-250.00	-200.00	-325.00	-375.00	-425.00	-550.00	-625.00	0.00	-1,700.00	-950.00	-1,050.00	-6,550.00
5400 Total Utilities Expense (non-posting)	-320.79	-292.56	-272.67	-325.00	-375.00	-4,019.24	-1,098.48	-1,173.05	-416.01	-2,626.43	-1,917.58	-296.06	-13,132.87
5600 Office Expense (non-posting)													
5601 Office supplies	0.00	0.00	0.00	0.00	0.00	0.00	0.00	0.00	0.00	0.00	0.00	-22.51	-22.51
5605 Postage & Mail Out	0.00	-3.50	0.00	0.00	0.00	-1.93	-0.85	0.00	29.33	-58.66	-32.43	-5.65	-73.69
5600 Total Office Expense (non-posting)	0.00	-3.50	0.00	0.00	0.00	-1.93	-0.85	0.00	29.33	-58.66	-32.43	-28.16	-96.20
5800 Other Expenses													
5806 Other Service Fees	0.00	0.00	-7,471.06	0.00	0.00	0.00	0.00	0.00	0.00	0.00	0.00	0.00	-7,471.06
5807 Reimburseable Expenses	38.32	-38.32	0.00	0.00	0.00	0.00	0.00	128.12	0.00	-128.12	0.00	0.00	0.00
5800 Total Other Expenses	38.32	-38.32	-7,471.06	0.00	0.00	0.00	0.00	128.12	0.00	-128.12	0.00	0.00	-7,471.06
6100 Construction Expense (non-posting)													
6101 Contractors	0.00	-491.06	0.00	0.00	0.00	0.00	-2,535.00	0.00	0.00	0.00	0.00	0.00	-3,026.06
6100 Total Construction Expense (non-posting)	0.00	-491.06	0.00	0.00	0.00	0.00	-2,535.00	0.00	0.00	0.00	0.00	0.00	-3,026.06
TOTAL EXPENSE	**-2,428.22**	**-7,517.70**	**-9,889.48**	**-3,420.38**	**-5,210.10**	**-11,086.28**	**-16,789.91**	**-8,317.04**	**-7,995.79**	**-10,088.32**	**-9,560.12**	**-12,608.83**	**-104,912.17**
Net Income	-727.61	-8,004.70	-1,361.51	5,801.52	-2,536.57	-11,944.48	-9,885.89	-6,792.18	-6,259.08	86,153.37	-7,132.08	-6,516.81	30,793.98
Adjustments to reconcile Net Income to net cash provided by operations													
1100 Accounts Receivable	-1,463.96	719.56	349.80	331.77	-911.24	1,170.00	-15.88	-1,388.97	1,714.62	-75,922.45	66,274.25	1,222.93	-7,919.57
2000 Accounts Payable	2,286.07	2,366.00	-3,797.82	-1,923.75	5,210.10	-5,312.10	-90.85	8,026.08	7,609.11	-1,301.69	-5,744.38	1,615.52	8,942.29
Net cash provided by Operating Activities	**94.50**	**-4,919.14**	**-4,809.53**	**4,209.54**	**1,762.29**	**-16,086.58**	**-9,992.62**	**-155.07**	**3,064.65**	**8,929.23**	**53,397.79**	**-3,678.36**	**31,816.70**
Net cash increase for period	**94.50**	**-4,919.14**	**-4,809.53**	**4,209.54**	**1,762.29**	**-16,086.58**	**-9,992.62**	**-155.07**	**3,064.65**	**8,929.23**	**53,397.79**	**-3,678.36**	**31,816.70**
Cash at beginning of period	32,079.33	32,173.83	27,254.69	22,445.16	26,654.70	28,416.99	12,330.41	2,337.79	2,182.72	5,247.37	14,176.60	67,574.39	32,079.33
Cash at end of period	**32,173.83**	**27,254.69**	**22,445.16**	**26,654.70**	**28,416.99**	**12,330.41**	**2,337.79**	**2,182.72**	**5,247.37**	**14,176.60**	**67,574.39**	**63,896.03**	**63,896.03**